

RED LINE SERIES

RF45-1 DD

UNDERCOUNTER DISHWASHER

DESCRIPTION

Single phase frontloading unit, single skin execution, electromechanical controls with push down buttons, Voltage 230V – 50 Hz, two wash cycles, double-walled insulated front door, rotating top and bottom wash system, deep drawn tank, Thermostop- function for guaranteed temperature, built-in detergent and rinse aid dosing pumps.



STANDARD FEATURES

DURABILITY

- Stainless steel execution AISI 304.
- Double-walled insulated door.
- Rear panelling.

FLEXIBILITY

- Various racks and inserts
- Built-in detergent and rinse aid dosing pumps.

HYGIENE

- Deep drawn tank.
- Easily removable rotating top and bottom: polypropylene washing system.
- Filtering system: Compact filtration system + microfilter
- Flat rack guides: for easy cleaning operations. Strong and resistant, they are designed for intensive operations. Thickness: 1,5 mm.

SAFETY

- Magnetic microswitch to stop the cycle in case of accidental door opening.
- Thermostop as a standard: it ensures that the correct operating temperatures are reached.
- Mechanical thermostat to adjust boiler and tank temperatures.

EASE OF USE

- Select from two wash cycles. (fast - intensive)
- Electromechanical controls and push down buttons.
- LED Indicator for diagnostics:
GREEN = Cycle in progress
FLASHING GREEN = alarm

RF45-1 DD

STANDARD

RACK EQUIPMENT

- 1 Combination rack height h. 75 mm in polypropylene
- 1 Rack for 12 deep dishes or 18 dishes in polypropylene
- 1 Silver container in polypropylene



P12/18



CB



















G

OPTIONAL ACCESSORIES

- Stand feet kit (provided separately)
- Base stand with door for RF models - 450h mm
- Base stand with door for RF models - 350h mm
- Drain pump kit (provided separately)
- Kit upper rack holder
- Special Voltages on request
- Water Softener - External

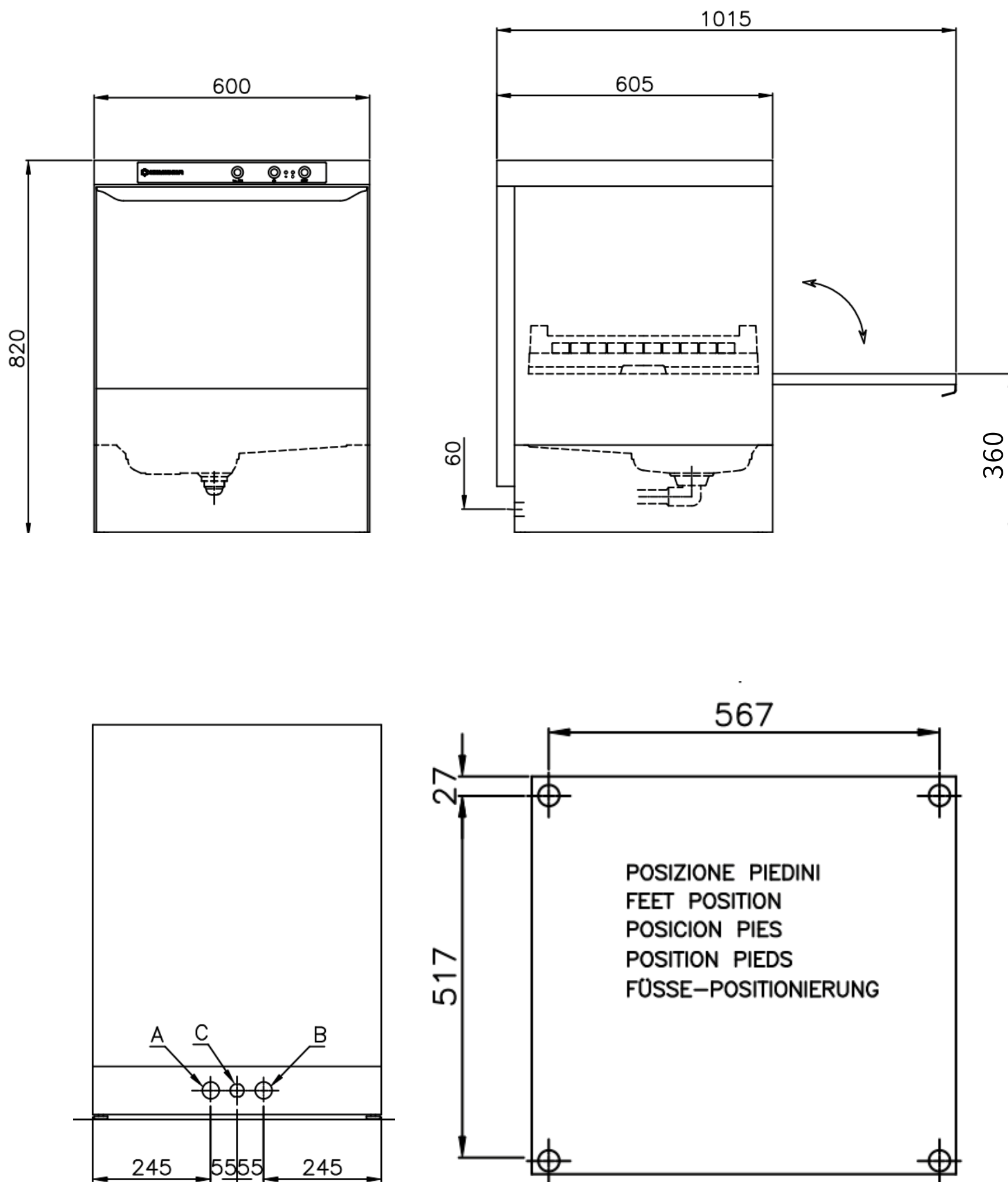
RF45-1 DD

TECHNICAL DATA

	EXTERNAL SIZE	600x605x820 mm
	OVERALL SIZE	1015 mm
	CLEARANCE	360 mm
	RACK SIZE	500x500 mm
	ELECTRICAL SUPPLY	230V ~ 50Hz
	WASH PROGRAM LENGHT	90/180"
	MAX OUTPUT - WARM WATER CONNECTION (15 C°) ●	27/20 racks/h
	MAX OUTPUT - COLD WATER CONNECTION (15 C°) ●	12/12 racks/h
	RINSE WATER CONSUMPTION	3,5 l
	TANK HEATER ELEMENT	2 kW
	BOOSTER HEATER ELEMENT	3 kW
	TANK SIZE	21 l
	WASH PUMP	0,45 kW
	INSTALLED LOAD	3,45 kW
	NOISE	63 dB(A)
	WEIGHT	58 kg

RF45-1 DD

TECHNICAL DRAWINGS



The stated values may deviate depending on installation conditions and items washed.
 Comenda Ali Group srl reserves the right to modify product specifications at any time without prior notice.