

Q10 CS13 "Self"








MilkPS - Solubles

2 Grinders

Performance

Coffee Output (cups / h):	200
Cappuccino Output (150cc cups / h):	140
Hot Water Output (litres / h - 250cc quantities):	18

Machine easy to use, versatile and with reduced dimensions, Q10 is the right product for locations with a production up to 100 drinks a day can offer different types of drinks, from coffee to chocolate.

-  Recommended cups per day: up to 100.
-  MilkPS.
-  Smart Boiler.
-  Powder Dosing System.
-  Compact Size.
-  Variable Coffee Group Chamber.
-  Wi-Fi Connectivity (optional).



Accessories

Telemetry Wi-Fi Kit	
Card reader kit	
Ground Disposal Kit	
Kit No-Milk Sensor	

Features

Drink selections (7" touch screen)	6x3
Group diameter (mm)	42 or 48
Hot water wand	-
Boilers and capacity (litres)	1 x 0,9 + 1 x 1,1
Coffee Grinder-dosers	2
Coffee hoppers and capacity (Kg)	2 x 0,6
Powder hopper and capacity (litres)	1 x 1,8 or 2 x 0,9
Steam wand	-

Technical information

Width x Depth x Height (mm)	350 x 630 x 670
Weight (Kg)	48,5
Power at 220-240V~ 50/60Hz (W)	2000 - 2300



Q10 CS10








MilkPS - Solubles

2 Grinders

Performance

Coffee Output (cups / h):	200
Cappuccino Output (150cc cups / h):	140
Liquid Heating - Steam Wand (litres / h - 500cc quantities):	20

Machine easy to use, versatile and with reduced dimensions, Q10 is the right product for locations with a production up to 100 drinks a day can offer different types of drinks, from coffee to chocolate.

-  Recommended cups per day: up to 100.
-  MilkPS.
-  Powder Dosing System.
-  Compact Size.
-  Smart Boiler.
-  Variable Coffee Group Chamber.
-  Wi-Fi Connectivity (optional).



Accessories

Telemetry Wi-Fi Kit	
Card reader kit	
Ground Disposal Kit	
Kit No-Milk Sensor	

Optional

Second Powder Canister	
7" touch screen (6 x 3 drink selections)	

Features

Drink selections	8 or 2 x 7
Group diameter (mm)	42 or 48
Hot water wand	-
Boilers and capacity (litres)	1 x 0,9 + 1 x 1,1
Grinder-dosers	2
Coffee hoppers and capacity (Kg)	2 x 0,6
Powder hopper and capacity (litres)	1 x 1,8 or 2 x 0,9
Steam wand	1

Technical information

Width x Depth x Height (mm)	350 x 630 x 670
Weight (Kg)	48,5
Power at 220-240V~ 50/60Hz (W)	2000 - 2300

