

Options

>> Options for standard and customized tables

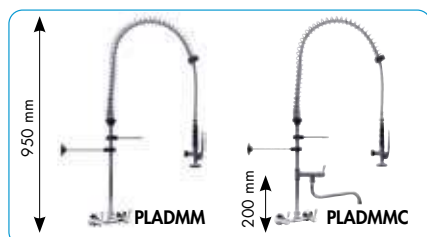
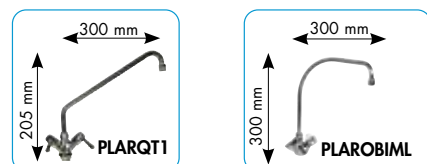
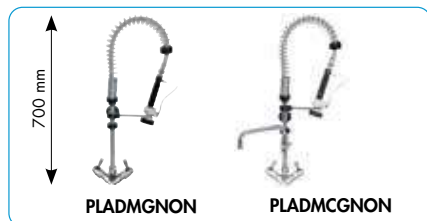
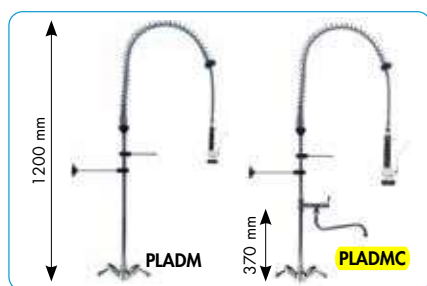
Designation	EXTRA-COST ON PRICES OF TABLES ON FEET	Ref.
4 stainless steel feet - Add «X» to the end of the reference		.../X
4 stainless steel wheels (2 with brake) - Add «RX» to the end of the reference		.../RX
Semi-mobile option	2 castors polyamid cover without brake and 2 stainless adjustable legs in front - Add «SMP» to the end of the ref. 2 castors stainless cover without brake and 2 stainless adjustable legs in front - Add «SMX» to the end of the ref.	.../SMP .../SMX
Added value for special height legs for standard table. For tray height 1050 mm maximum (otherwise consult us). Specify the desired height of the material when ordering.		SPHT

>> Options for chef tables only

Designation	Ref.
Stainless steel covering panels (3 stainless faces) for standard tables on 4 feet	TOP14
Knee operated - Composed of a front panel with pre-mixer, swan neck and push tap (option available only for chef table with optional cover sink)	CEAUV

Accessories

Available within 48h



Designation	Ref.
FAUCET TO FIX ON SINK:	
Mixer spray-heads to fix on sink Height 1200 mm Fixed to the table + wall fixing bracket - Stainless steel AISI 304L - Mixer with non-return valves according to European standard EN13959 - Safety spring - Flexible l. 1200 mm in AISI 304L stainless steel braid + EPDM standard, nd 12.5 - Flow rate in liters per minute for a pressure of 3/4 bars: 17 l/ min - Total height: 1200 mm - Ergonomic grips with ¼ turn valve head - HW/CW taps with high-quality ceramic head - Spray head in stainless steel interior according to European standards CE, ROHS and ACS	Without drawing tap PLADM With drawing tap with swivel telescopic spout PLADMC
Mixer spray-heads « Mignon » model Height 700 mm Ideal to go under the wall cabinets	Without drawing tap PLADMGNON With drawing tap with swivel telescopic spout PLADMCGNON
1/4 turn tap : Single hole with swan's neck	PLARQT1
Mixer tap : Single hole	PLAROBIML
WALL FAUCET:	
Wall mixer spray-heads Idem PLADMC except : wall fixation, height 950 mm	Without drawing tap PLADMM With drawing tap with swivel telescopic spout PLADMMC
Wall mixer taps : Twin-hole - 1/4 turn - Wall fixation - Spout length 250 mm	Swivel spout from below PLARMQT2 Swivel spout from above PLARMQT3
Chromed hole cover : for the tap hole	CT50
U bends	PVC PLASIPHPL Chromed brass PLASIPHLA
Drain hole: AVAILABLE ONLY FOR CUSTOMIZED TABLES - With rubber plug Ø 165 mm Price to be added to the price of customized tables	
Rubber plug : for drilling Ø 201 mm	4060VD03
Side raised backrest : Welded and siliconed, rear not closed	For tables width 600 Backrest on the right TTDR610D Backrest on the left TTDR610G
	For tables width 700 Backrest on the right TTDR710D Backrest on the left TTDR710G
Rear bumpers : 2 rear bumpers in AISI 304L stainless steel with soldered 25x25 section on the back of tables with backrest - Wall protected by 2 black ABS stops - 35 mm gap between backrest and wall for easier cleaning	
Corner bumpers : : Set of 4 corner bumpers fixed on the corners of the central table For backsplash tables, you must also provide the TFD option	
Rear splashblack closure	TFD