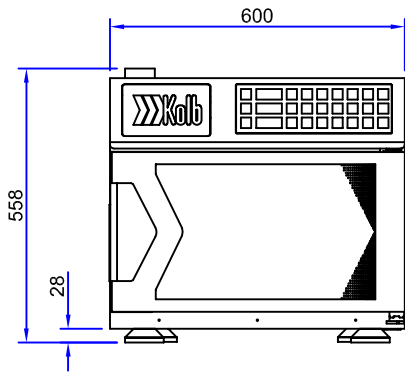
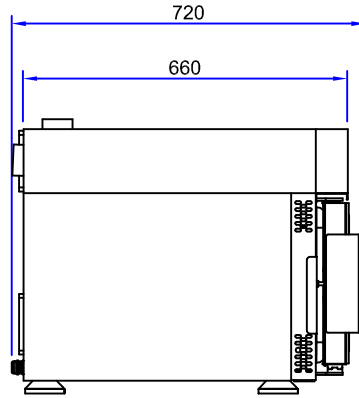




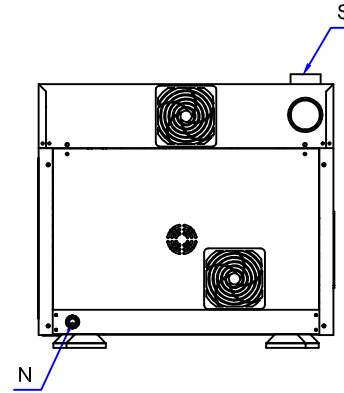
# Convection Atoll Oven 600 K03-6433P1



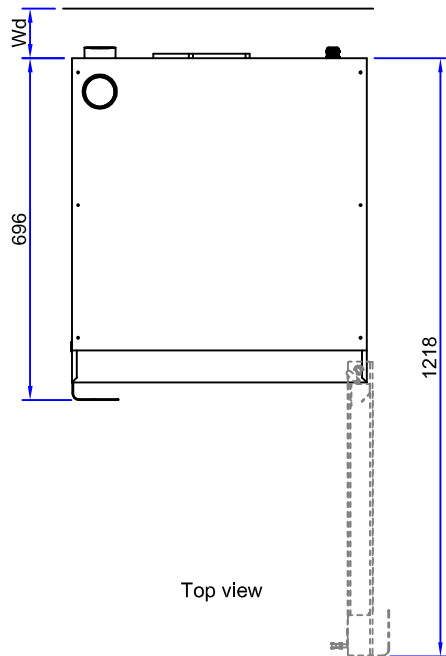
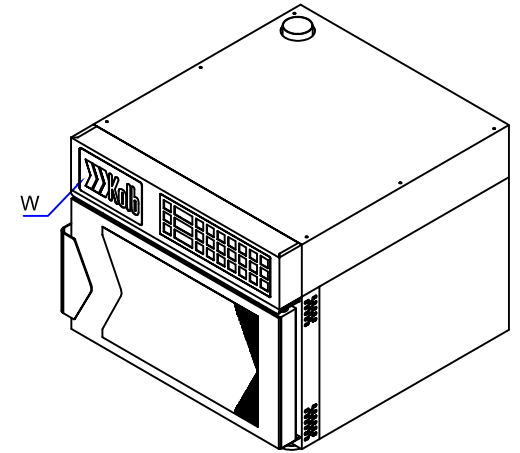
Front view



Side view



Rear view



Top view

- D: Dimension 600(W)x720(D)x558(H) mm
- N: Total power consumption 3.3 kW (15 A)
- V: Voltage 220-230V~,50/60Hz,PE
- Optional voltage 240V~ (Specify on order)
- S: Steam discharge Ø63 mm
- T: Total weight 60 kg
- W: Water box removable 5 L

- Wd: Necessary minimum distance to Walls:
- Left side and Right side 50 mm
- Rear side 170 mm

Signature: \_\_\_\_\_  
Date: \_\_\_\_\_

### Unassigned Tolerance According to DIN ISO 2768-1

Dimension	0.3 To 6	6 To 30	30 To 120	120 To 400	Radius 0.5 To 3	Radius 3 To 6	mm
Tolerance	±0.1	±0.2	±0.3	±0.5	±0.2	±0.5	mm

## Kolb Huizhou Ltd.

Tel: +86 (0)752 6111 203 ext. 219

Mail: info@kolbcn.com

Website: www.kolbcn.com

Tolerance		Customer Title: Atoll Oven 600	Material: SS304
X.±	X.°	Kolb Item Number:	Version: 01
.X±	.X°		
.XX±	.XX°	Kolb Item Name: Convection Atoll Oven 600	
		Weight	Thickness
		Item Number	Page
		K03-6433P1	1/1

1	Approve	Check	Draft	Min	Unit	mm
Quantity	Date	Date	Date	04.05.2018	Scale	1:1